



Tapa Variations Contest

Mar 2011
week 4

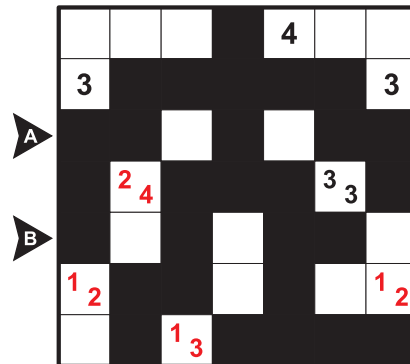
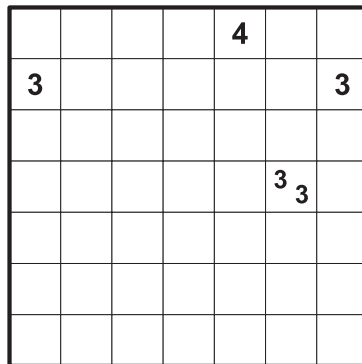
TAPA RULE: Paint some cells black to create a continuous wall. Number/s in a cell indicate the length of black cell blocks on its neighbouring cells. If there is more than one number in a cell, there must be at least one white cell between the black cell blocks. Painted cells cannot form a 2x2 square or larger. There are no wall segments on cells containing numbers.

Puzzle booklet will not contain examples. Point distribution will be given on Friday, March 18th.

1. Previously on TVC

A. Peers Tapa

Each given clue cell has a peer, symmetrical to the center of the grid. The sums of digits should be equal for each pair, but two peers cannot be exactly the same. Find the missing peers and solve the puzzle.

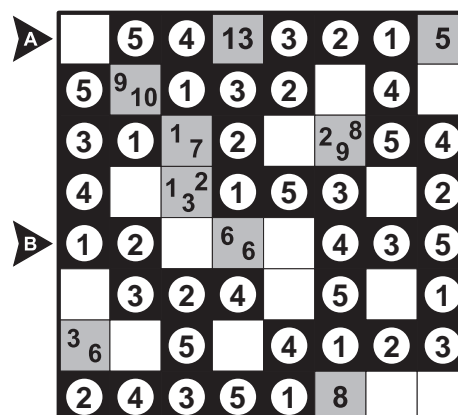
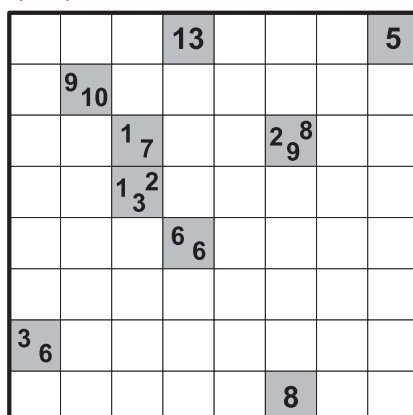


Answer format: Write the lengths of separate blackened cell blocks in the marked rows/columns. The answer for the example would be: 212, 112

B. Hungarian Tapa

The wall should only be made up of the digits from the given range. Each row and column should contain the digits from the given range exactly once. Tapa clues indicate the sums of the separate blackened cell blocks in the neighbouring cells.


(1-5)



Answer format: Write the contents of the marked rows. Use digits for the wall, - for empty cells and clues. The answer for the example would be: -54-321-, 12---435

2. Knapp Daneben Tapa

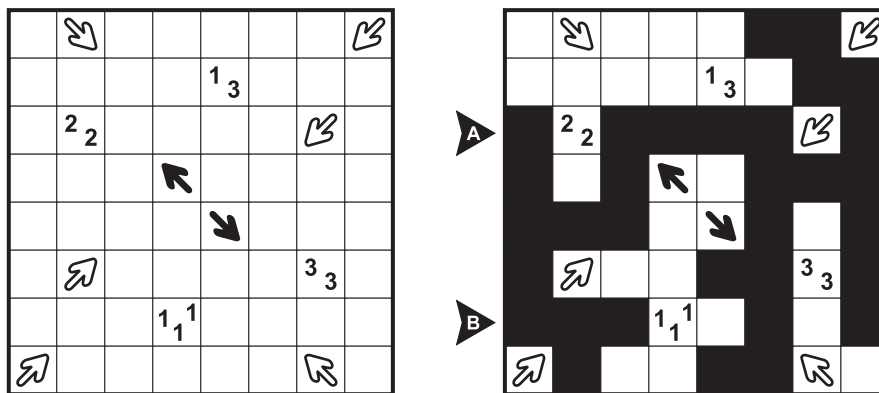
All given numbers are wrong. The correct number is either 1 higher or 1 lower, meaning a 1 can possibly turn into a zero.



Answer format: Write the lengths of separate blackened cell blocks in the marked rows/columns. The answer for the example would be: 21, 11

3. Arrows Tapa

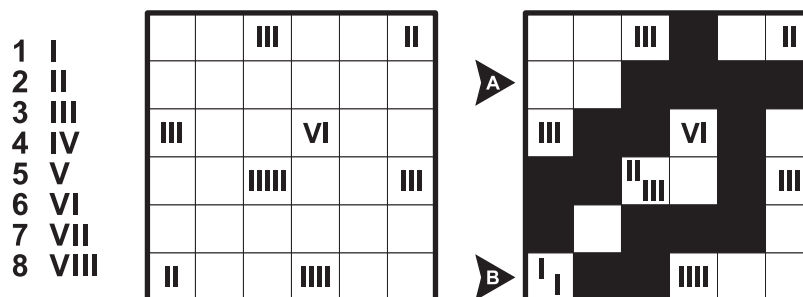
Each black arrow should point to exactly one blackened cell and each white arrow should point to exactly three blackened cells. Cells with arrows cannot be blackened.



Answer format: Write the lengths of separate blackened cell blocks in the marked rows/columns. The answer for the example would be: 141, 311

4. Roman Tapa

Clues are given as Roman numerals. A clue may represent one or more digits, written successively. For example VI may be either 6, or 5-1. Clues are not necessarily in increasing order.



Answer format: Write the lengths of separate blackened cell blocks in the marked rows/columns. The answer for the example would be: 4, 2

5. Matchmaker Tapa

Your goal is to solve five puzzles. You're given six different grids and six different instructions. Match the grids with the instructions and solve the puzzles. One grid and one instruction will be unused. Any grid may have several solutions for any type, but the five puzzles can all be solved only in one way.

Partial points will be given only for every correct grid which is part of the complete solution.

Pata:

Paint some cells black to create a continuous wall. Number/s in a cell indicate the length of white cell blocks on its neighbouring cells. If there is more than one number in a cell, there must be at least one black cell between the white cell blocks. Painted cells cannot form a 2x2 square or larger. There are no wall segments on cells containing numbers. The cells with clues count as white cells.

Tapa Filler

Create a continuous wall of digits; at most one digit per cell. Filled-in cells cannot form a 2x2 square. Number/s in a cell indicate/s all digits on its neighbouring cells; each digit appearing as many times as itself. In the case of identical-digit groups around a clue cell, groups cannot be edge-to-edge neighbours (e.g., the 2-2 clue on the example).

Tapa Islands

Unpainted cells form separate areas surrounded by the wall. Each separate area may contain at most one clue cell. If there is a clue cell in an area, at least one digit should give the size of that area in unit squares.

Tapa Restoration

Only one digit (nonzero) is removed from each clue cell. Restore the digits and solve the puzzle. Given digits do not indicate any order; restored digits may be smaller, larger or equal.

Tapa Star

Each row and column must contain exactly two stars (one star for the example). Stars cannot touch each other even diagonally and all stars must be placed on the wall.

Tapa Trimino

The wall should only be made up of the given triminoes without overlapping. Triminoes may be rotated and/or mirrored.

	1	2	3	4	5	6
Pata						
Tapa Filler						
Tapa Islands						
Tapa Restoration						
Tapa Star						
Tapa Trimino						

Answer format: For Tapa Filler, write the contents of the marked rows. Use digits for the wall, - for empty cells and clues. For all other grids, write the lengths of separate blackened cell blocks in the marked rows/columns. The answer for the example would be:

Grid 1: 11,13 Grid 2: -441-1, 44--3- Grid 3: 111, 111 Grid 4: 0,0 Grid 5: 21, 21 Grid 6: 4,11

1

		1 ₁		
3				6
	1 ₂			3
			2	

2

	4			1 ₁ ¹
	4			3

3

	2 ₂			
				3
	1 ₃			
				5

4

			3	
	3 ₃			2
1 ₂				4
		1 ₂		

5

		2		
				3
		1 ₁		
			5	
4				
			3	

6

	3			4	
1 ₂					
					1 ₃
	2 ₂				3

1 Tapa Star

		1 ₁ ★		
▶ A	3	★		6
				★
▶ B		★		
	★	1 ₂		3
			2	★

2 Tapa Filler

		4	1		
	▶ A	4	4	1 ₁ ¹	
		4	4	1	1
	▶ B	4	4	3	3
		4	4		3
		4			

3 Tapa Restoration

▶ A		1 ₂ ²		
				3 ₃
▶ B		1 ₃ ¹		
				1 ₅

4 -Unused-

			3	
	3 ₃			2
▶ A				
▶ B	1 ₂			4
		1 ₂		

5 Tapa Trimino

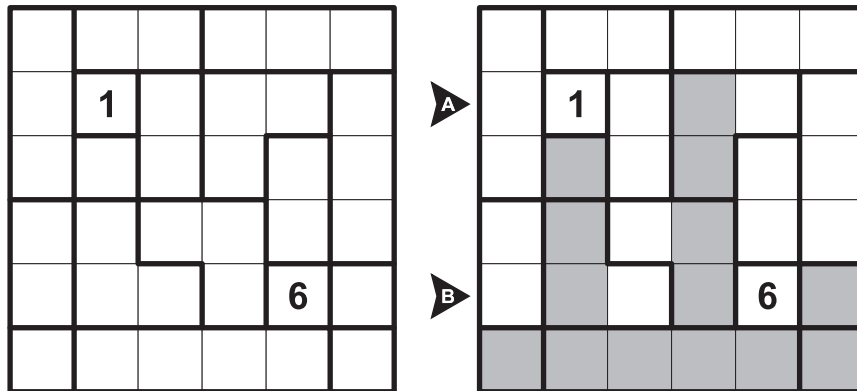
		2		
▶ A				3
		1 ₁		
▶ B			5	
	4			
			3	

6 Pata

	3			4	
▶ A	1 ₂				
					1 ₃
▶ B					
	2 ₂				3

6. Tapa Shape

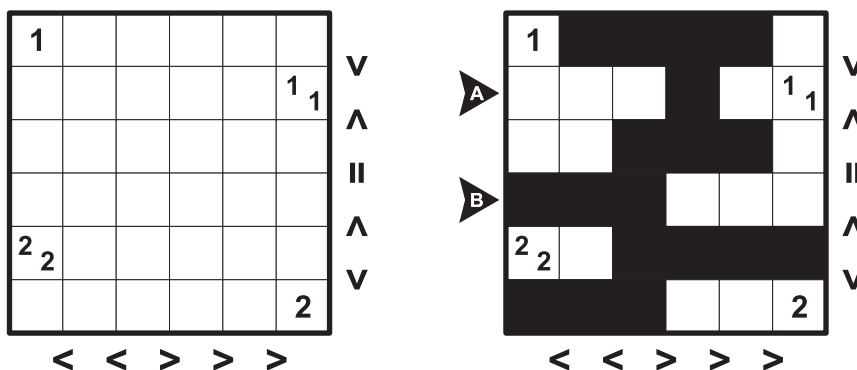
Regions having the same shape should have the same appearance (may be rotated/mirrored) regarding blackened cells.



Answer format: Write the lengths of separate blackened cell blocks in the marked rows/columns. The answer for the example would be: 1, 111

7. Outside Tapa

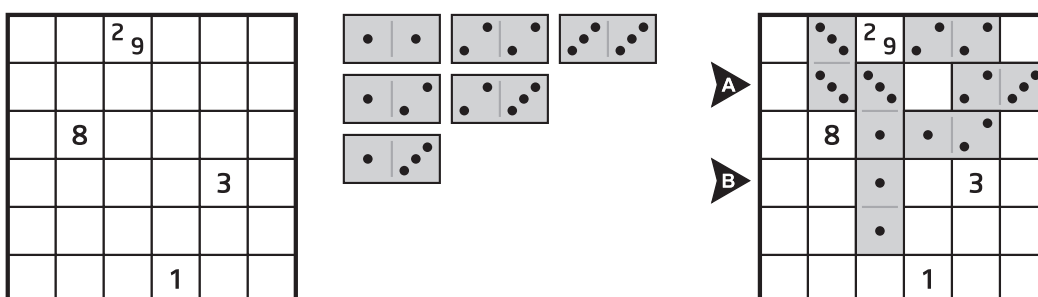
The signs outside the grid indicate the relations between the corresponding rows/columns, regarding the number of blackened cells.



Answer format: Write the lengths of separate blackened cell blocks in the marked rows/columns. The answer for the example would be: 1,3

8. Tapamino

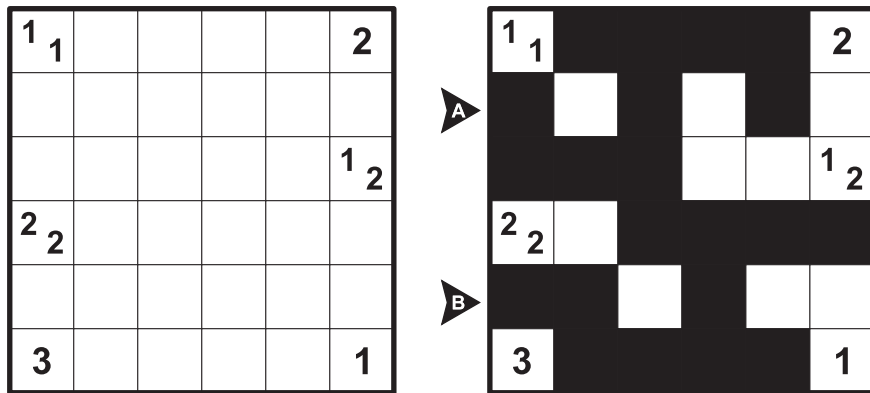
Place all the given dominoes once each into the grid to make a continuous wall. Dominoes cannot form a 2x2 square. Number/s in a cell indicate/s the total number of pips on its neighbouring cells. Edge-to-edge neighbouring domino halves must match.



Answer format: Write the contents of the marked rows/columns. Use digits for the wall, - for empty cells and clues. The answer for the example would be: -33-23, --1---

9. Tapa Row

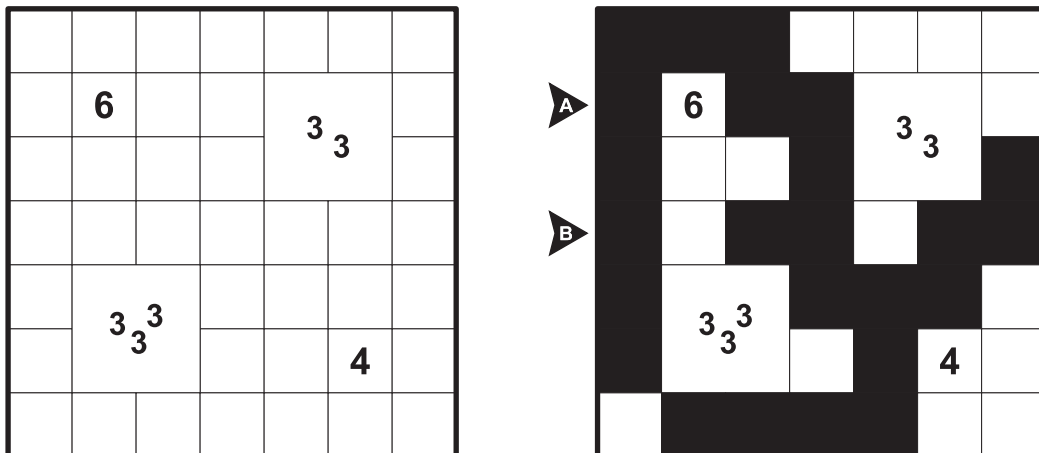
The sum of all clue digits in each row should give the number of blackened cells in this row.



Answer format: Write the lengths of separate blackened cell blocks in the marked rows/columns.
The answer for the example would be: 111, 21

10. Tapa Quad

Follow regular Tapa rules.



Answer format: Write the lengths of separate blackened cell blocks in the marked row/column.
The answer for the example would be: 12, 122

Some puzzle ideas are obtained as follows:
 Hungarian Tapa and Arrows Tapa from Zoltan Horvath,
 Knapp Daneben Tapa from Florian Kirch,
 Roman Tapa and Tapa Row from Alexandru Szoke,
 Pata from Mehmet Murat Sevim,
 Tapa Filler and Tapamino from Cihan Altay,
 Tapa Islands from Jan Mrozowski,
 Tapa Restoration from Anurag Sahay,
 Tapa Trimino, Tapa Shape and Outside Tapa from Rohan Rao,
 Tapa Quad from Deb Mohanty.