

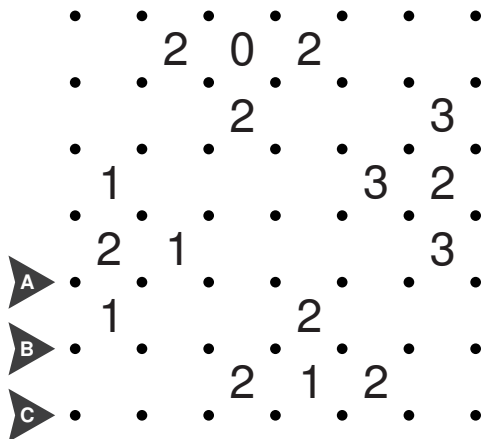
Rule

Draw a closed loop by connecting dots horizontally and vertically. The loop can't touch or cross itself. The numbers in the diagram indicate how many of the segments around it are used by the loop.

Answer Key format: For each marked row from top to bottom, enter length the longest horizontal loop segment in that row.


1

Introduction
3 points



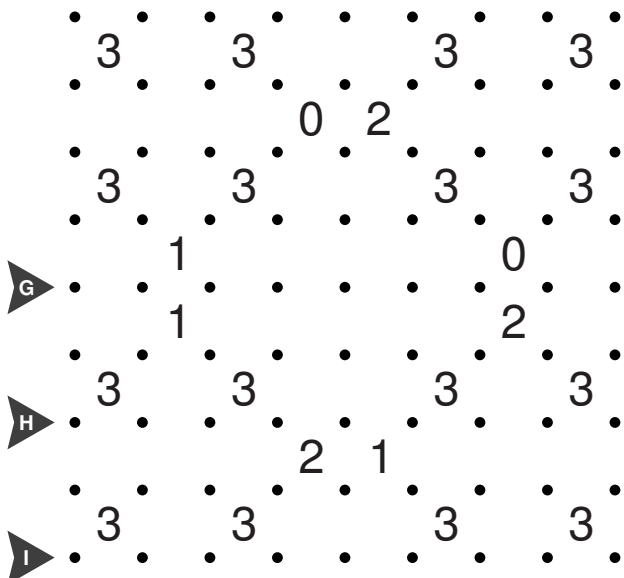
2

Introduction
3 points




3

Intermediate
5 points



4

Intermediate
6 points



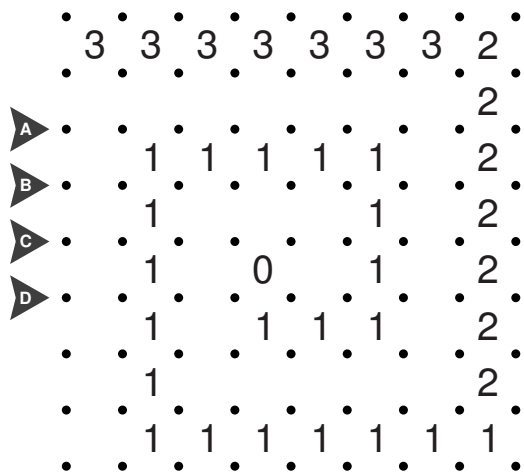
Rule

Draw a closed loop by connecting dots horizontally and vertically. The loop can't touch or cross itself. The numbers in the diagram indicate how many of the segments around it are used by the loop.

Answer Key format: For each marked row from top to bottom, enter length the longest horizontal loop segment in that row.


5

Challenging
6 points



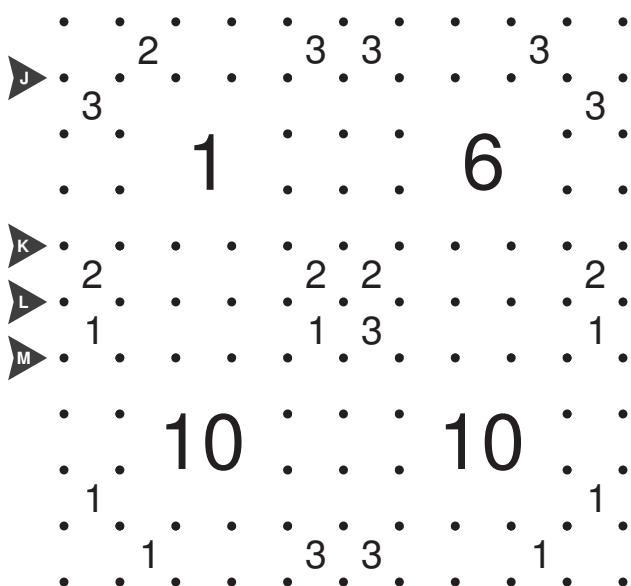
6

Challenging
10 points




7

Exploratory
10 points



8

Exploratory
7 points

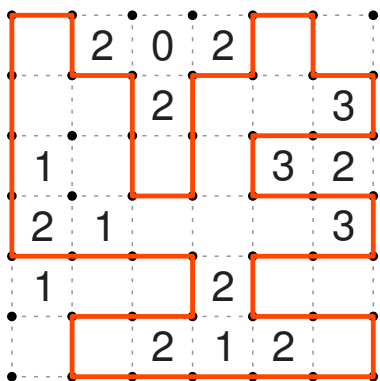


Rule
 Draw a closed loop by connecting dots horizontally and vertically. The loop can't touch or cross itself. The numbers in the diagram indicate how many of the segments around it are used by the loop.

Answer Key format: For each marked row from top to bottom, enter length the longest horizontal loop segment in that row.

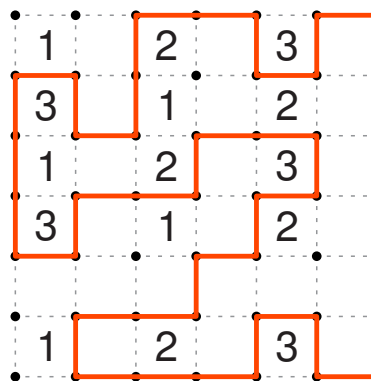
1

Introduction
3 points



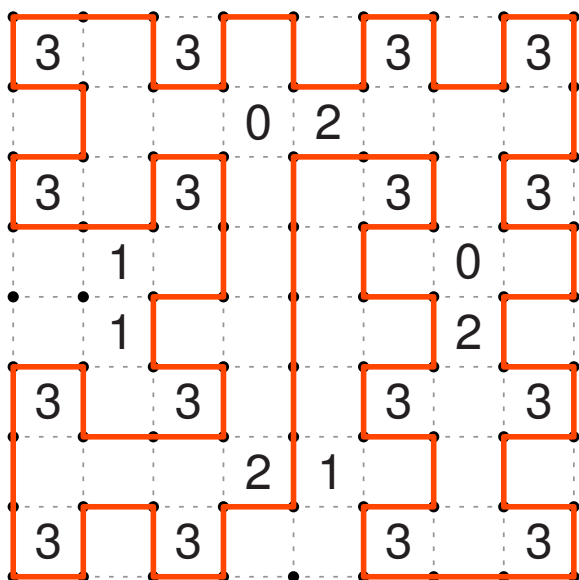
2

Introduction
3 points



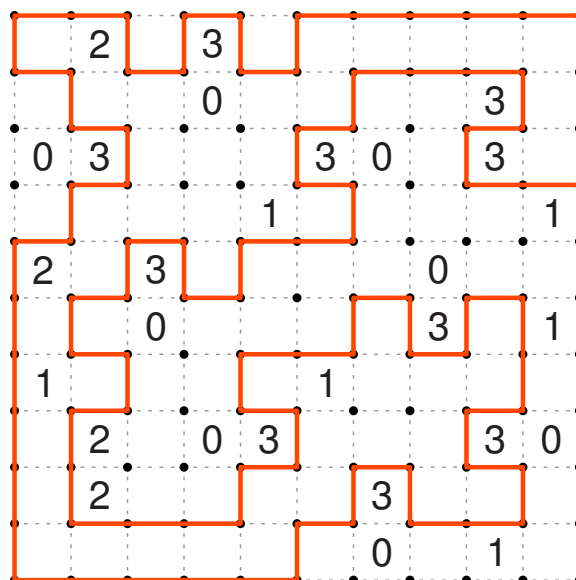
3

Intermediate
5 points



4

Intermediate
6 points



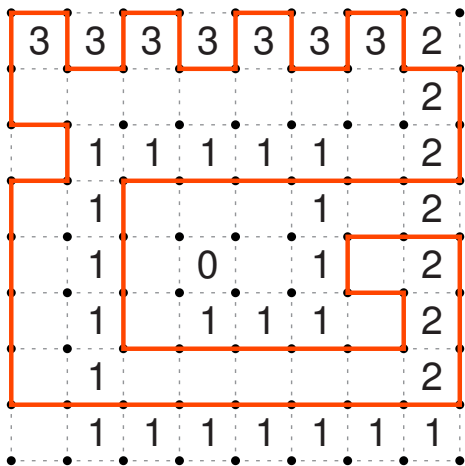
Rule

Draw a closed loop by connecting dots horizontally and vertically. The loop can't touch or cross itself. The numbers in the diagram indicate how many of the segments around it are used by the loop.

Answer Key format: For each marked row from top to bottom, enter length the longest horizontal loop segment in that row.

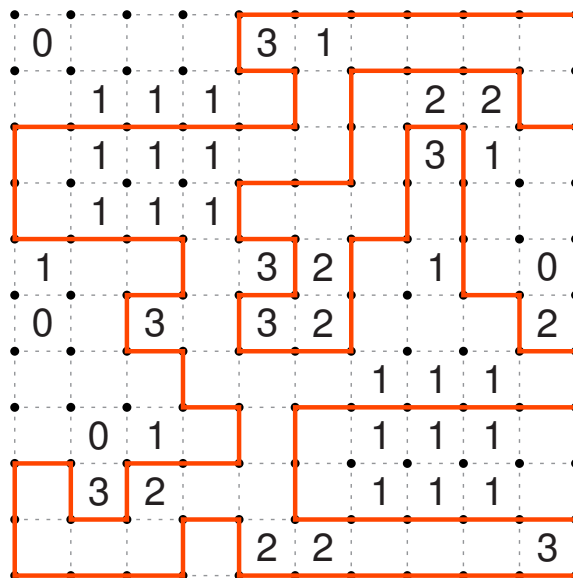
5

**Challenging
6 points**



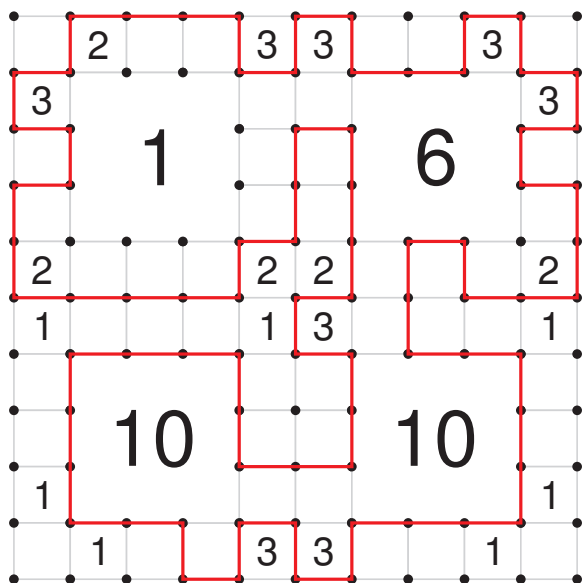
6

**Challenging
10 points**



7

**Exploratory
10 points**



8

**Exploratory
7 points**

