



## INSTRUCTION BOOKLET

Puzzles by **Andrey Bogdanov**

16 - 18, June 2012

100 minutes + 10 minutes extra time

<b>1. Battleships</b>	33 per each grid
<b>2. Hitori</b>	17 per each grid
<b>3. Starbattle</b>	30 per each grid
<b>4. Easy as ABC</b>	38 per each grid
<b>5. Yin Yang</b>	26 per each grid
<b>6. Minesweeper</b>	20 per each grid
<b>7. Fence</b>	36 per each grid
Penalty points	15 per minute

Time bonus is applied for complete solving:

Total Points = (Earned Points) / (Claim Bonus Time) \* (100 minutes)

Special thanks to

**Riad Khanmagomedov** and **Andrey Lemesh** for test solving

**Deb Mohanty** and **LMI** for hosting the contest

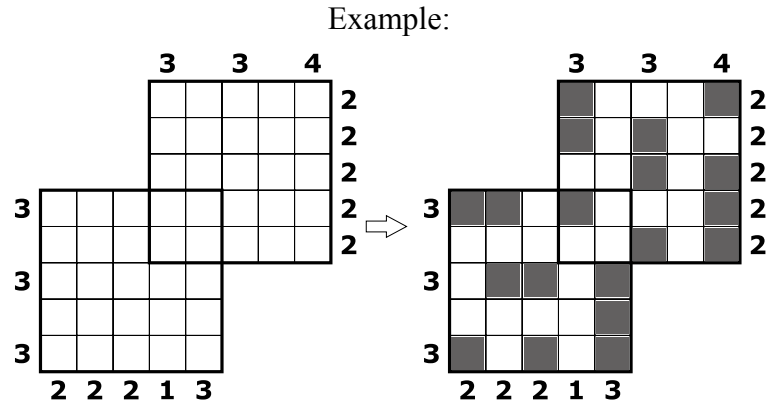
**Kate Bogdanova** for the logo

Each puzzle has few interlocked grids. The content of overlapped parts is common for both grids. All puzzle rules are satisfied for each grid independently.

### 1. BATTLESHIPS

Place the given fleet into the grid. Ships cannot touch each other even diagonally. Digits outside show the number of cells occupied by the ships in the corresponding row or column. Clues which touch few grids are valid for a grid pointed by an arrow.

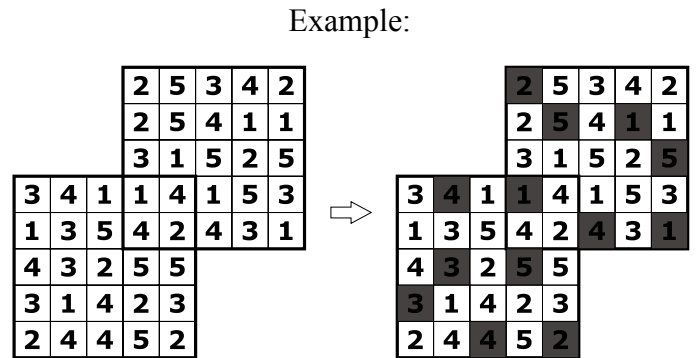
**Answer format:** write the position of leftmost ship segment for each row from top to bottom. Use 0 if there is no ship segments in a row. For the given example the answer would be  
 A: 11313  
 B: 10251



### 2. HITORI

Blacken some cells in the diagram so that in the remaining cells no number occurs more than once per row or column. All unblackened cells must be connected. Two blackened cells may not be adjacent.

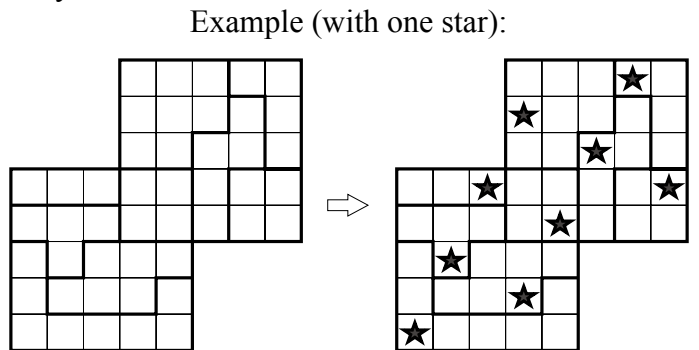
**Answer format:** write the position of leftmost black cell for each row from top to bottom. Use 0 if there is no black cells in a row. For the given example the answer would be  
 A: 12513  
 B: 20213



### 3. STARBATTLE

Fill some cells with stars so that two stars appear in every row, column, and bold-outlined area. Cells with stars cannot touch each other, not even diagonally.

**Answer format:** write the position of leftmost star for each row from top to bottom. For the given example the answer would be  
 A: 41352  
 B: 35241

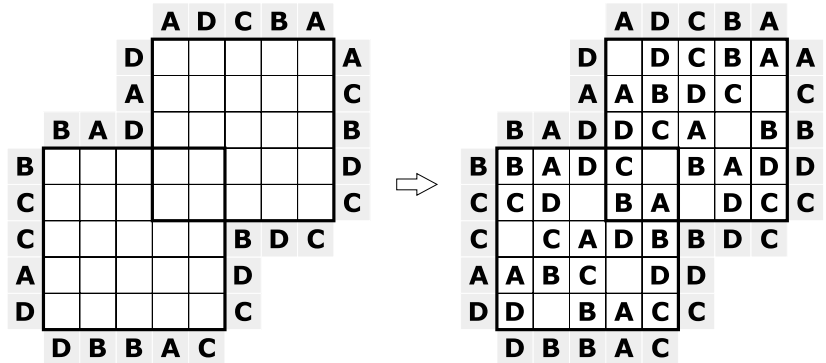


### 4. EASY AS ABCD

Enter the letters A, B, C, D into the diagram so that every letter occurs once in every row and every column. The letters at the edge indicate the first visible letter in that row or column when looking from that edge. Clues which touch few grids are valid for all of them.

Example:

**Answer format:** write the position of A for each row from top to bottom. For the given example the answer would be  
 A: 51342  
 B: 25314

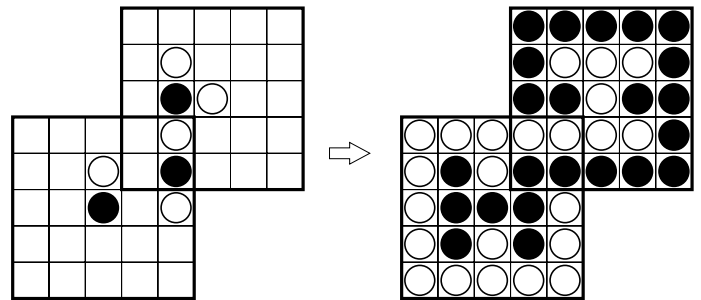


### 5. YIN YANG

Divide the grid into two connected area: black and white. Areas cannot contain 2x2 square. Some cells are already marked.

Example:

**Answer format:** write the number of white cells for each row from top to bottom. For the given example the answer would be  
 A: 03140  
 B: 52235

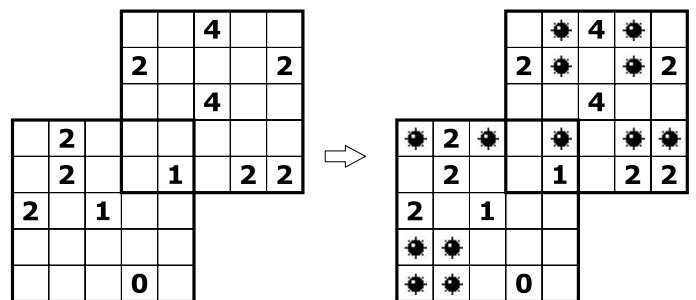


### 6. MINESWEEPER

Place 25 mines into the grid no more than one per cell. Clues show the number of mines around the cell with a clue. Mines cannot be in a cell with clue.

Example (7 mines):

**Answer format:** write the number of mines for each row from top to bottom. For the given example the answer would be  
 A: 22030  
 B: 30022



### 7. FENCE

Draw a single continuous loop going throu the grid nodes horizontally or vertically. Clues show the number of cell's edges which are a part of the loop.

Example:

**Answer format:** write the number of cells outside the loop for each row from top to bottom. For the given example the answer would be  
 A: 04122  
 B: 01142

